

# Setting Up a Google Account on Android Smartphones

Get access to the Android Market for thousands of Apps right at your fingertips!

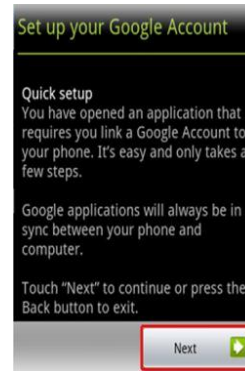
## Step 1

Click the **Android Market** icon on your phone's menu to get started



## Step 2

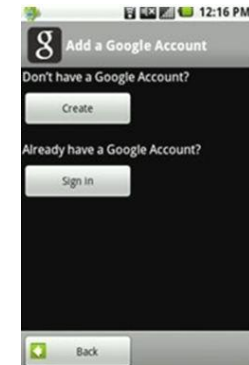
Click **"Next"** to begin the Google Account Setup



## Step 3

Choose **"Create"** if you don't have a Google (Gmail) Account

- Otherwise choose **"Sign In"**



## Step 4

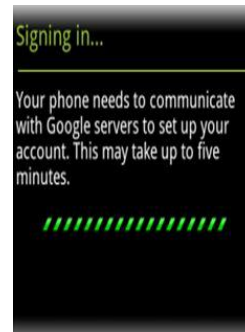
Now simply choose a **username** that will become your new **Gmail address**

- **"username@gmail.com"**



## Step 5

Now choose an **easy-to-remember password**, then continue to Sign In



## Step 6

Once your username and password are confirmed, continue to access the **Android Market**

